

Scaled data based on original data using  
LM-79-08 Approved Method: Electrical and Photometric Measurements of Solid-  
State Lighting Products

Test Report Prepared for  
Cooper Lighting Solutions  
(formerly Eaton)

Brand: STREETWORKS

Report Number: P301111

Luminaire Tested: **GAA-AF-06-LED-U-T3R-7030**

Issue Date: 3/3/2020

**Test Information**

Test Method: LM-79-08  
Report Number: P301111  
TEST IS SCALED FROM IESNA LM-79-08 TEST DATA (P194839)  
Test Lab: INNOVATION CENTER P2  
Issue Date: 3/3/2020  
Manufacturer: COOPER LIGHTING SOLUTIONS (FORMERLY EATON)  
Product Line: STREETWORKS  
Catalog Number: GAA-AF-06-LED-U-T3R-7030  
Description: GALLEONNAIRE AREA AND ROADWAY LUMINAIRE  
(6) 70 CRI, 3000K CCT 1050mA LIGHTSQUARE WITH 16 LEDS EACH AND Type III  
Roadway OPTICS  
Light Source: -  
Ballast/Driver: -

**Summary**

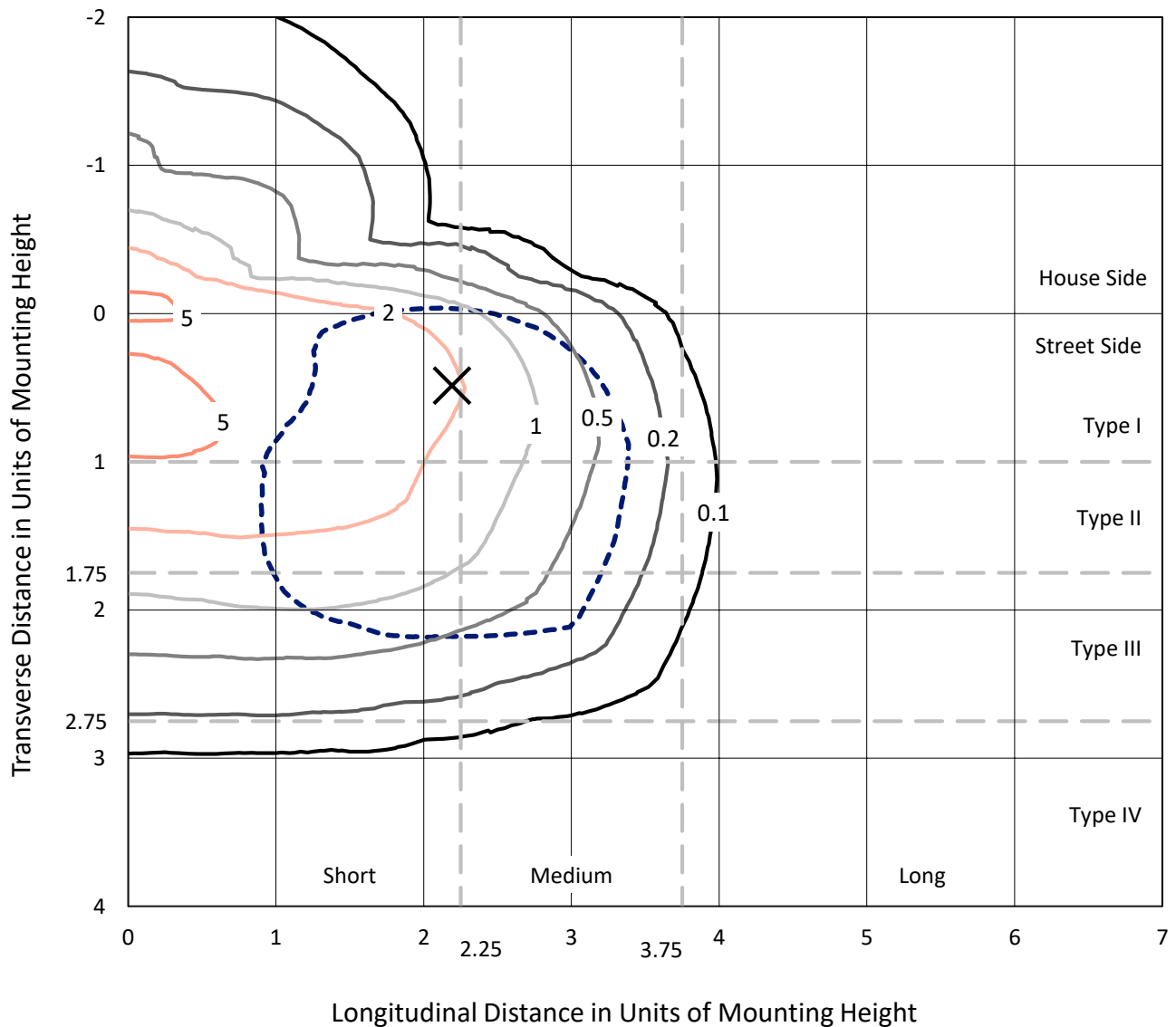
Lumens per Lamp: N/A  
Luminaire Lumens: 35086 lumens  
Efficiency: N/A  
Efficacy: 105.4 lumens/watt  
Luminous Opening: Rectangular (W 1.5' x L: 1' x H: 0')  
IES Classification: Type III - Short - Full Cutoff  
BUG Rating: B3 - U0 - G5  
  
Input Watts (W): 333  
Input Voltage (V): NR  
Input Current (Ain): NR  
Voltage Rise (V): NR  
Power Factor: NR  
Total Harmonic Distortion (THDi): NR  
Frequency (hertz): 60  
Stabilization Time: NR  
Operation Time: NR  
Ambient Temperature (°C): NR  
Test Distance: 28.75 FT



REPORT NUMBER: P301111  
 CATALOG NUMBER: GAA-AF-06-LED-U-T3R-7030

### Iso-Footcandle Lines of Horizontal Illumination

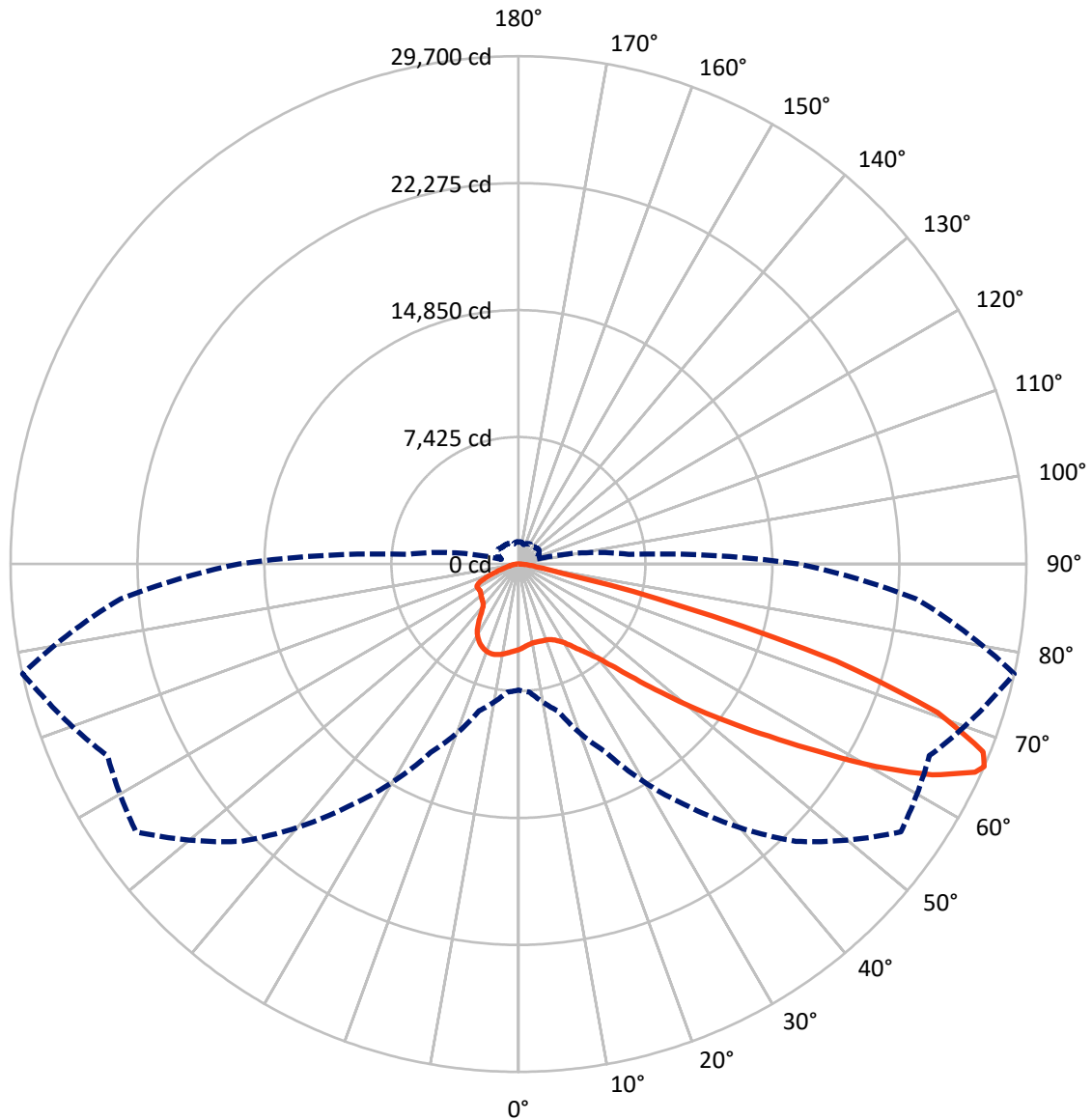
× Max cd  
 - - - 1/2 Max cd



Based on 30 foot mounting height. Maximum calculated value = 6.8 fc  
 Type III - Short - Full Cutoff

REPORT NUMBER: P301111  
CATALOG NUMBER: GAA-AF-06-LED-U-T3R-7030

### Luminous Intensity Polar Plot



— Vertical Plane Through 77.5-Deg Lateral    - - - Horizontal Cone Through 66-Deg Vertical

REPORT NUMBER: P301111

CATALOG NUMBER: GAA-AF-06-LED-U-T3R-7030

**FLUX DISTRIBUTION:**

		Downward	Upward	Total
<b>House Side</b>	Lumens	5994.2	0.0	5994.2
	% Fixture	17.1	0.0	17.1
<b>Street Side</b>	Lumens	29091.8	0.0	29091.8
	% Fixture	82.9	0.0	82.9
<b>Total</b>	Lumens	35086.0	0.0	35086.0
	% Fixture	100.0	0.0	100.0

**Coefficient of Utilization**

**ZONAL LUMENS:**

Zone	Lumens	% Fixture
0°-10°	446.7	1.3
10°-20°	1260.2	3.6
20°-30°	2150.8	6.1
30°-40°	3443.0	9.8
40°-50°	5319.1	15.2
50°-60°	7544.3	21.5
60°-70°	10092.2	28.8
70°-80°	4382.9	12.5
80°-90°	446.9	1.3
90°-100°	0.0	0.0
100°-110°	0.0	0.0
110°-120°	0.0	0.0
120°-130°	0.0	0.0
130°-140°	0.0	0.0
140°-150°	0.0	0.0
150°-160°	0.0	0.0
160°-170°	0.0	0.0
170°-180°	0.0	0.0
0°-90°	35086.0	100.0
0°-180°	35086.0	100.0



REPORT NUMBER: P301111

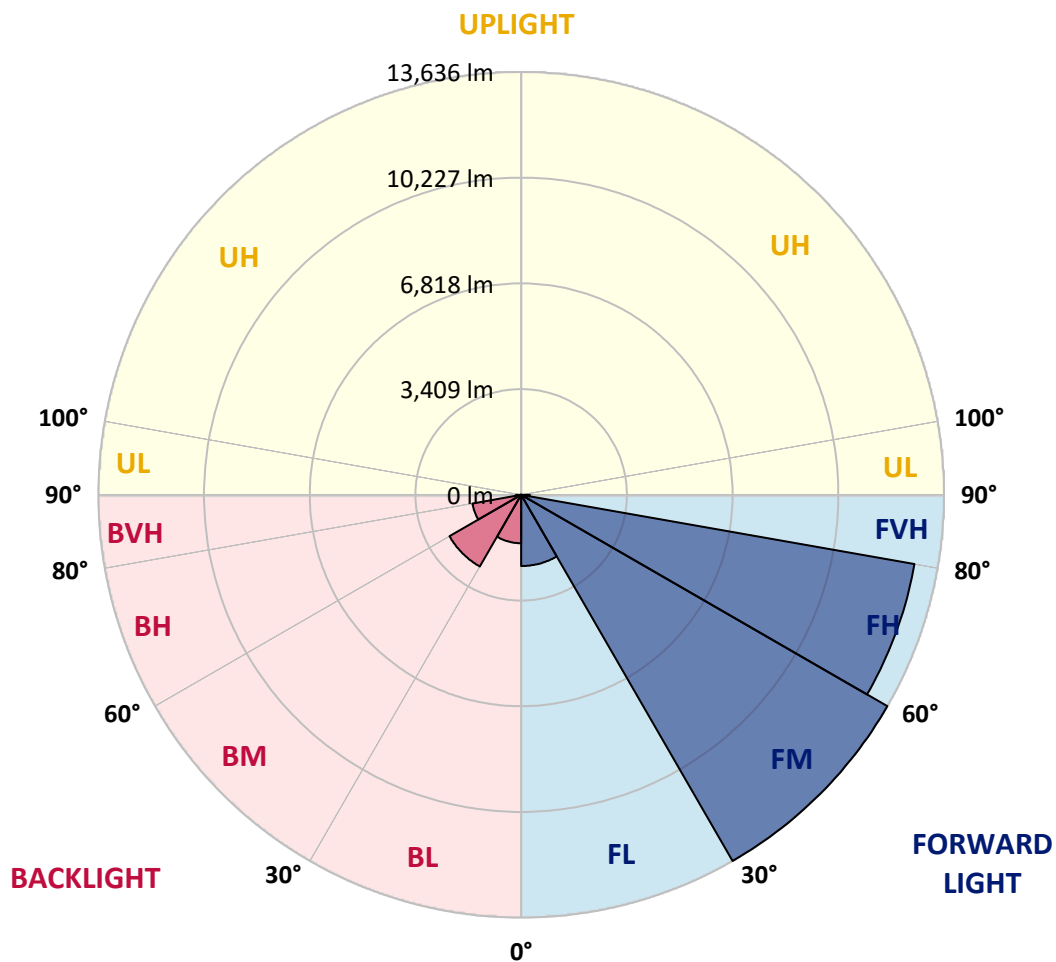
CATALOG NUMBER: GAA-AF-06-LED-U-T3R-7030

**LUMINAIRE CLASSIFICATION SYSTEM LUMEN TABLE AND BUG RATING:**

Zone	Lumens	% Fixture	Zone Rating/Lumen Limit		
			B	U	G
FL (0°-30°)	2296.5	6.5			
FM (30°-60°)	13636.2	38.9			
FH (60°-80°)	12878.7	36.7			G5
FVH (80°-90°)	280.3	0.8			G3/500
BL (0°-30°)	1561.1	4.4	B3/2500		
BM (30°-60°)	2670.1	7.6	B3/5000		
BH (60°-80°)	1596.4	4.5	B3/2500		G3/2500
BVH (80°-90°)	166.6	0.5			G2/225
UL (90°-100°)	0.0	0.0		U0/0	
UH (100°-180°)	0.0	0.0		U0/0	

**BUG Rating: B3-U0-G5**

Type III Short





REPORT NUMBER: P301111

CATALOG NUMBER: GAA-AF-06-LED-U-T3R-7030

**CANDELA DISTRIBUTION (FULL):**

	0°	5°	15°	25°	35°	45°	55°	65°	75°	77.5°	85°
0°	4999.9	4999.9	4999.9	4999.9	4999.9	4999.9	4999.9	4999.9	4999.9	4999.9	4999.9
2.5°	4423.1	4452.8	4477.8	4500.9	4547.1	4623.4	4711.3	4782.5	4885.4	4905.5	4960.2
5°	4017.1	4017.1	4036.6	4071.8	4134.5	4249.0	4368.4	4527.5	4751.4	4804.1	4950.2
7.5°	3819.8	3821.3	3832.8	3862.5	3917.2	4021.6	4152.6	4340.3	4643.5	4731.3	4979.8
10°	3892.6	3876.0	3850.9	3836.4	3844.4	3905.6	4030.1	4238.9	4577.2	4689.7	5046.6
12.5°	4300.2	4269.0	4182.7	4068.3	3958.8	3914.2	3986.9	4190.7	4549.1	4680.1	5134.4
15°	4966.7	4953.7	4792.6	4555.7	4290.6	4068.3	4018.6	4172.7	4552.1	4691.7	5238.8
17.5°	5802.5	5783.9	5572.1	5227.3	4794.6	4361.9	4129.5	4187.7	4563.7	4711.3	5339.7
20°	6646.2	6589.5	6361.1	5950.1	5394.4	4760.9	4313.7	4225.9	4578.7	4732.8	5446.1
22.5°	7276.2	7229.5	7024.2	6624.7	5984.7	5223.7	4560.7	4292.1	4626.9	4796.1	5576.6
25°	7829.8	7832.8	7629.1	7243.1	6581.5	5714.6	4878.9	4469.3	4749.4	4925.1	5755.8
27.5°	8514.5	8474.8	8284.1	7901.1	7171.8	6210.1	5263.4	4713.3	4932.1	5109.3	5991.2
30°	9333.2	9305.1	9084.7	8650.5	7826.3	6742.1	5702.6	4996.4	5167.5	5351.2	6299.4
32.5°	10296.4	10283.3	10054.5	9495.8	8582.3	7369.1	6218.6	5371.3	5518.9	5709.6	6742.1
35°	11427.3	11428.8	11158.7	10487.1	9409.5	8098.4	6803.4	5853.7	5946.5	6145.3	7269.7
37.5°	12123.5	12207.8	12106.9	11422.3	10346.1	8914.0	7562.8	6493.7	6433.9	6634.7	7834.9
40°	12272.5	12375.4	12695.2	12347.3	11394.1	9812.5	8235.9	7108.5	7034.3	7279.2	8562.7
42.5°	12063.7	12206.3	12882.9	13127.9	12506.5	10919.8	9140.9	8022.1	7927.7	8257.5	9467.7
45°	11939.3	12045.7	12828.2	13534.4	13471.2	12171.7	10293.4	9169.0	9134.4	9567.1	10512.2
47.5°	11723.9	11820.3	12572.7	13628.8	14038.4	13318.6	11677.7	10572.0	10639.7	11206.9	11690.8
50°	11839.9	11879.5	12287.6	13388.4	14202.5	14159.4	13224.2	12196.3	12428.7	13136.4	13025.5
52.5°	11823.3	11926.2	12254.5	12993.8	14224.1	14678.4	14747.6	14008.3	14497.7	15309.8	14505.7
55°	9559.0	9747.8	11865.0	12894.5	14299.9	15186.8	16103.9	15918.2	16829.7	17776.4	16176.7
57.5°	9127.9	9247.3	10420.9	13103.3	14704.5	16158.6	17612.2	18020.3	19545.2	20644.5	18212.6
60°	9043.0	9190.6	10405.8	13358.8	15525.1	17741.7	19848.9	20565.2	22849.5	24053.2	20573.2
62.5°	8779.5	8938.6	10307.9	13325.1	16690.7	19931.7	22712.0	23270.7	25982.7	27153.2	22547.9
65°	7944.3	8093.4	9510.8	12790.1	17476.7	22269.3	26100.1	25750.8	28456.2	29336.2	23532.2
66°	7372.1	7518.1	8882.4	12160.1	17294.0	22932.3	27300.8	26518.2	29009.9	29699.6	23339.9
67.5°	6326.0	6440.5	7662.2	10749.1	16324.2	23118.1	28310.2	27095.0	29067.6	29311.6	22241.2
70°	3997.0	4030.1	4979.8	7420.2	12357.4	20049.2	26773.2	25662.9	26670.8	26010.8	18645.2
72.5°	1734.2	1722.7	2390.8	3774.6	6996.1	13453.1	21657.4	21175.0	20921.6	19416.2	13052.1
75°	964.7	978.3	1241.8	1752.3	2843.0	6608.1	14167.4	13557.5	11446.8	9767.8	5918.4
77.5°	774.0	792.6	1029.5	1243.3	1276.4	2304.4	6629.7	5394.4	3247.6	2606.1	1644.4
80°	611.9	645.0	898.5	968.3	860.3	949.7	2141.8	1712.6	1285.0	1178.6	852.3
82.5°	483.9	507.5	771.0	732.8	601.8	640.0	1026.0	999.9	835.7	760.9	492.4
85°	348.3	391.0	633.5	552.1	394.5	431.2	681.1	653.0	478.9	391.0	217.3
87.5°	142.6	185.7	447.7	366.4	220.4	200.8	339.8	319.7	226.9	165.6	107.9
90°	0.0	0.0	0.0	0.0	0.0	0.0	0.0	0.0	0.0	0.0	0.0



REPORT NUMBER: P301111

CATALOG NUMBER: GAA-AF-06-LED-U-T3R-7030

**CANDELA DISTRIBUTION (continued):**

	90°	95°	105°	115°	125°	135°	145°	155°	165°	175°	180°
0°	4999.9	4999.9	4999.9	4999.9	4999.9	4999.9	4999.9	4999.9	4999.9	4999.9	4999.9
2.5°	4994.9	5034.5	5086.2	5117.8	5134.4	5145.9	5164.0	5162.5	5167.5	5169.0	5175.6
5°	5028.0	5094.2	5169.0	5189.1	5189.1	5170.5	5152.5	5122.3	5110.8	5107.8	5110.8
7.5°	5114.3	5187.1	5251.8	5228.8	5179.1	5105.8	5011.4	4928.6	4883.9	4868.9	4865.9
10°	5223.7	5311.6	5338.2	5250.3	5104.3	4928.6	4741.4	4605.3	4527.5	4506.0	4499.4
12.5°	5356.3	5439.1	5402.9	5217.2	4946.7	4663.6	4404.6	4187.7	4025.1	3973.9	3970.4
15°	5502.3	5567.1	5439.1	5114.3	4711.3	4293.6	3832.8	3458.4	3256.1	3191.4	3186.3
17.5°	5638.3	5671.5	5417.5	4935.1	4364.9	3688.8	3076.9	2788.3	2719.0	2735.6	2738.6
20°	5754.3	5754.3	5344.7	4678.1	3819.8	2891.2	2504.7	2500.2	2549.9	2599.6	2609.6
22.5°	5881.8	5805.5	5217.2	4315.2	3046.8	2365.7	2309.4	2355.6	2411.8	2466.6	2475.1
25°	6039.4	5847.2	5039.5	3765.1	2395.3	2148.3	2169.9	2208.1	2236.2	2271.3	2276.3
27.5°	6215.1	5899.9	4806.1	3007.2	2079.1	2012.8	2029.4	2042.4	2038.9	2052.5	2055.5
30°	6425.4	5961.6	4485.9	2350.6	1948.0	1896.3	1866.7	1855.2	1855.2	1876.8	1884.8
32.5°	6707.5	6052.4	4026.6	2014.3	1884.8	1813.5	1717.7	1674.5	1691.1	1763.8	1780.4
35°	7017.7	6150.3	3405.2	1899.9	1871.8	1775.4	1626.3	1546.5	1548.5	1616.3	1637.8
37.5°	7355.5	6274.8	2723.6	1878.3	1901.4	1777.4	1578.1	1468.7	1424.0	1424.0	1432.6
40°	7788.2	6402.3	2205.0	1893.3	1964.6	1797.0	1553.5	1407.5	1281.5	1285.0	1291.5
42.5°	8351.9	6511.7	1926.5	1924.5	2040.9	1823.6	1551.5	1326.1	1216.7	1291.5	1359.3
45°	8978.8	6566.4	1803.5	1953.1	2102.1	1840.1	1525.4	1313.1	1225.2	1447.1	1576.6
47.5°	9699.6	6534.8	1735.7	1962.6	2117.2	1840.1	1495.3	1344.7	1283.0	1676.0	1827.1
50°	10490.6	6444.0	1669.5	1943.0	2112.2	1836.6	1523.4	1375.8	1304.6	1715.6	1820.1
52.5°	11420.7	6367.7	1599.7	1899.9	2077.0	1818.5	1556.5	1362.8	1236.8	1560.0	1632.8
55°	12481.4	6389.3	1521.9	1838.6	2022.3	1783.9	1545.0	1309.6	1165.5	1374.3	1419.0
57.5°	13837.6	6646.2	1429.0	1760.8	1948.0	1725.7	1503.8	1285.0	1143.9	1246.8	1273.4
60°	15351.0	7093.5	1313.1	1682.5	1855.2	1632.8	1472.2	1296.5	1154.0	1236.8	1249.8
62.5°	16461.8	7354.0	1213.7	1568.1	1729.2	1529.9	1432.6	1311.1	1180.6	1271.4	1268.4
65°	16763.4	6926.3	1089.2	1400.9	1558.5	1422.5	1382.4	1327.6	1192.1	1299.5	1285.0
66°	16340.8	6465.5	1034.5	1323.1	1472.2	1369.3	1357.8	1326.1	1187.1	1303.0	1278.0
67.5°	15314.8	5520.4	940.1	1208.7	1334.7	1290.0	1318.1	1311.1	1173.5	1299.5	1264.9
70°	12489.9	3766.6	804.1	1006.4	1110.8	1135.4	1241.8	1258.4	1130.4	1241.8	1165.5
72.5°	8726.8	2294.4	711.3	781.0	898.5	968.3	1137.4	1185.1	1072.7	1084.2	1011.4
75°	4217.3	1218.7	645.0	605.3	697.7	809.1	1011.4	1085.7	981.3	907.0	880.4
77.5°	1314.6	744.4	547.1	487.4	547.1	653.0	845.3	951.7	873.9	759.4	749.4
80°	706.2	547.1	421.1	391.0	432.7	512.5	664.6	794.1	750.9	681.1	608.4
82.5°	465.8	354.9	311.7	303.2	329.8	391.0	493.9	658.0	658.0	583.8	424.6
85°	240.4	217.3	213.8	213.8	230.4	260.5	336.3	507.5	540.6	308.2	255.5
87.5°	119.5	124.5	115.9	121.0	129.5	127.5	160.6	255.5	305.2	187.2	155.6
90°	0.0	0.0	0.0	0.0	0.0	0.0	0.0	0.0	0.0	0.0	0.0

(END OF REPORT)